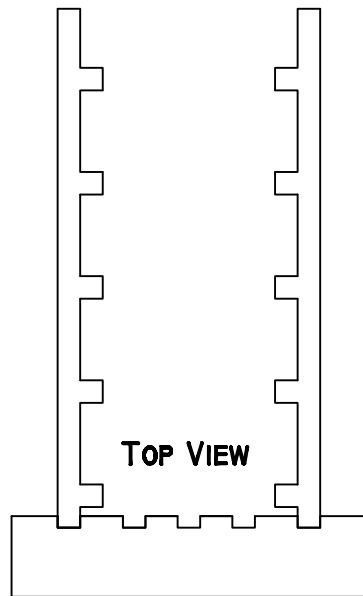
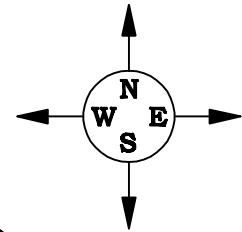



THE SOUTHERN WALL IN THIS PRESENTATION HAS “FEMALE” GROOVES. AS ONE CAN SEE THE SOUTHERN WALL COULD BE SET UP AND THEN EITHER EAST OR WEST WALL INSERTED AND THE CASING STRUCTURE WOULD STAND WITH ONLY TWO WALLS INSTALLED. THE SECOND WALL COULD BE INSTALLED AND THEN THE NORTH WALL SECTIONS LOWERED OR INSTALLED AS A “SEPARATOR”.



TOP VIEW

NORTH EAST  
ISOMETRIC VIEW



COPYRIGHT 2007 TED WHIDDEN THE SOLOMON SERIES: GREAT PYRAMID MYSTERY RESOLVED [www.SolomonSeries.com](http://www.SolomonSeries.com)

SPECIAL THANKS TO MRS. TANYA TAYLOR AND THE DRAFTING CLASS AT WASHINGTON-HOLMES TECHNICAL CENTER FOR THIS DRAWING.